


NE-104/-204/-304




- For use with conductive electrodes
 NES, NEW, NEH and LNK
- Limit signal
- Min./Max. controller
- Power supply: 230 V_{AC}, 110 V_{AC}, 24 V_{AC}



KOBOLD companies worldwide:

AUSTRALIA, AUSTRIA, BELGIUM, BULGARIA, CANADA, CHINA, CZECHIA, FRANCE, GERMANY,
 GREAT BRITAIN, HUNGARY, INDIA, INDONESIA, ITALY, MALAYSIA, MEXICO, NETHERLANDS,
 PERU, POLAND, REPUBLIC OF KOREA, RUSSIA, SPAIN, SWITZERLAND, THAILAND, TUNISIA,
 TURKEY, USA, VIETNAM

KOBOLD Messring GmbH
 Nordring 22-24
 D-65719 Hofheim/Ts.
 Head Office:
 +49(0)6192 299-0
 +49(0)6192 23398
 info.de@kobold.com
 www.kobold.com



Description

KOBOLD electrode relays of model NE- are used with conductive level switches NES, NEH, NEW and LNK for level monitoring and control of conductive liquids.

An electrode relay NE-104 is required for single point signalling. It possesses additionally a bi-stable interval relay which lock and is therefore suitable for pump control.

With relay NE-304 and a level conductive switch with two signal and one ground electrodes, two level limits could be detected.

The relay outputs could be configured as a Min./Max. control or as a single limit switch.

The relay NE-204 is used together with the conductive level limit switch NEW for water contaminating liquids. This system complies with the requirements of the §19 WHG. It should be used for tanks and vessels for storage of non-flammable, water contaminating liquids.

Technical Details

NE-104, NE-304

Power supply:	230, 110, 24 V _{AC} ± 15%; 50-60 Hz
Power input:	NE-104: approx. 2 VA NE-304: approx. 4 VA
Floating voltage:	approx. 10 V _{AC}
Short-circuit-current:	approx. 0.5 mA
Sensitivity:	adjustable 0-50 kΩ
Response time:	approx. 1 s
Output:	NE-104: 1 floating changeover contact NE-304: 2 floating changeover contacts
Switching capacity:	max. 250 V _{AC} , 5 A, 600 VA
Housing:	Makrolon®
Protection:	housing: IP 40 terminals: IP 20
Ambient temperature:	-20 °C ... +60 °C
Dimensions:	75 x 55 x 110 mm
Installation:	DIN rail mount or wall mount
Signalling:	LED red: monitoring state

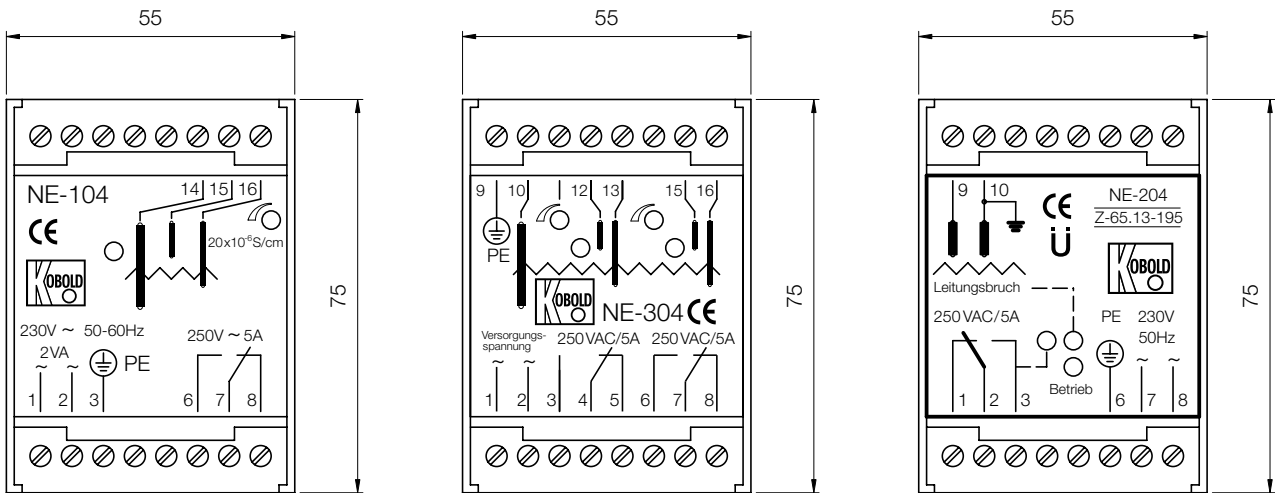
NE-204 according to § 19 WHG

Power supply:	24, 230 V _{AC} ± 15%; 50-60 Hz
Power input:	approx. 2 VA
Floating voltage:	approx. 20 V _{AC}
Short-circuit-current:	approx. 4 mA
Sensitivity:	approx. 50 kΩ
Response time:	approx. 1 s
Output:	1 floating changeover contact
Switching capacity:	max. 250 V _{AC} , 5 A, 600 VA
Housing:	Macrolon
Protection:	housing: IP 40 terminals: IP 20
Ambient temperature:	-20 °C ... +60 °C
Dimensions:	75 x 55 x 110 mm
Installation:	DIN rail mount or wall mount
Signalling:	LED green: auxiliary power on LED red: open-circuit LED yellow: monitoring state

Monitoring the mains supply: by dropping out the switch contact

Monitoring electrode: lead by dropping out the switch contact, red LED lights up

Dimensions [mm]



Order Details (Example: NE-104 0)

Model	Description	Number of outputs	Power supply
NE-	Electrode relay	104 = 1 limit signal or 1 Min./Max. controller 304 = 2 limit signals or 2 Min./Max. controller 204 = 1 limit signal acc. to § 19 WHG	0 = 230 V _{AC} 1* = 110 V _{AC} 2 = 24 V _{AC}
		504** = 1 limit signal or 1 Min./Max. controller	8 = 24 - 240 V _{AC}

* Not with NE-204

** See separate data sheet NE-5048